

FLOODED WITH LIGHT

weinor all-glass elements



GLASS SYSTEMS by weinor – transparent, suitable for retrofitting, multifunctional

weinor is the recognised specialist for elegant all-glass sliding or folding elements. These provide outstanding protection from weather and at the same time allow smooth transitions from inside to outside.



All glass easy-glide sliding door w17-c

Thanks to its premium-quality fittings, weinor's easy-glide all glass sliding door is a breeze to operate and also locks if required. The easy-glide all glass sliding door feels equally at home as a wind and weather protection feature for patios, balconies and pavilions, or even as a room divider. This all-glass system can be retrofitted to numerous types of roof and offers maximum transparency as there are no vertical frames.



User-friendly slide-and-turn partition w26-c

The convenient sliding wall w26-c from weinor is the elegant wind and weather protection solution for light-flooded balconies and loggias. With its all-glass construction, it offers maximum transparency without troublesome vertical frame sections. It is easy to slide and turn away into the sideways parking position. This saves space and ensures that the panes are easily accessible from inside for cleaning purposes – two “must haves” for use on balconies and loggias. Given adequate structural stability, also for retrofitting on existing patio roofs.



Easily operated

It doesn't get any easier than this: thanks to its premium-quality fittings, weinor's easy-glide sliding door is a breeze to operate and also locks if required.

ALL GLASS EASY-GLIDE SLIDING DOOR w17-c


Highlights and versions



Easy to open – convenient and user-friendly

Your all-glass elements should be moved quickly and effortlessly? The easy-glide all glass sliding door is extremely easy to operate and sliding the panels is a breeze.

- very user-friendly all-glass elements
- exceptionally smooth operation
- foot-operated lock on the inside – no need to bend over



Close entire sides by only sliding primary door

The intelligent actuator function enables very and convenient operation of the your glass side elements.

- slide multiple panels in one go
- close entire fronts with a flick of the wrist



Locking options – giving you peace of mind

Your garden room should not be open to everyone. Guard against unwelcome guests with a high-quality circle lock bar.

- lockable from the inside with profile cylinder with keys
- double-sided locking option also available



Retrofittable – for virtually every patio roof

The all glass sliding door fits under almost every patio roof – whether this is made of wood, aluminium or plastic. As this is a so-called standing system, your roof structure will be barely subjected to load. All forces are transferred to the bottom.

- low costs – no reinforcement of your roof is required
- well thought-out attachment profiles – suitable for many buildings
- selectively recessed or surface-mounted bottom rail
- simple cleaning as it can easily be reached from the outside



Frame colour WT 029/90147

Perfect for balconies and loggias

weinor has many suitable solutions for anyone wishing to use his balcony or loggia in all weathers. The easily accessible multi-utility slide-and-turn partition is especially suitable.

USER-FRIENDLY SLIDE-AND-TURN PARTITION w26-c


Highlights and versions



Simply slide and turn to save space

The multi-utility slide-and-turn partition runs on only one narrow guide rail and therefore is suitable for the majority of existing balcony balustrades.

- simple handling – glass panels are simply pushed to the side or round the corner
- space saving revolving into the parking position



Side round the corner – for a totally unobscured view

You can open your all-glass elements completely when the weather is fine. This means that you do not have a view of bunched panels – but will enjoy an unobstructed view in all directions.


- the glass panels can be completely guided round the corners
- opening direction to the right or to the left, as you wish
- optionally also semi-opening to both sides



Turn into the parking position – for a maximum fresh air feeling

After opening, you can fold the bunched panels of the multi-utility slide-and-turn partition to the side to save space. The glass front is opened completely – for the perfect open air feeling.

- the glass panels can be guided along the wall and turned
- easily reached for optimum cleaning in the parking position



Retrofitting capacity – ideal for existing balconies and loggias

The multi-utility slide-and-turn partition is a so-called hanging system. The weight of the all-glass elements is transferred to the stable concrete ceiling.

- especially suitable for retrofitting existing balconies and loggias
- almost no load to the balcony parapet



BiConnect
Simply intuitive.



Frame colour WT 029/70786 | Pattern 3-716




Alternatively, you can operate every element of your awning on your patio or terrace using RTS or io-homecontrol® from **somfy**.

Great comfort thanks to smart solutions

Would you like to be able to control your patio lighting, heating system or awning at the press of a button from your sun lounger? And for the awning to retract all on its own if it's windy and rainy even if you're not at home? Then BiConnect from weinor is just the right solution for you. An easy to operate hand transmitter with or without display even sends the interference-free radio signal through metal facades and thick insulating layers. And it's even possible to control them using a tablet etc. with the BiEasy app.

ACCESSORIES and CONTROL – Comfort and security



Tempura heating system – cosy warmth on cooler days

Pleasant, instant heat without any pre-heating: the energy-efficient Tempura infrared heater delivers a heat output of over

1,500 watts. Very easy to operate and control using the BiConnect radio controls.



LED/Design/3Spot light bar patio enjoyment into the evening hours

Light bars can significantly extend the time you can use your patio.

- atmospheric light thanks to special glass lenses

- highly energy-efficient
- operating life of 30,000 hours
- continuous dimming with radio control



Weather sensors – automatically react to wind and weather

They open your awning automatically when the sun comes out and can optionally retract it in the wind and rain:

- solar sensor
- sun and wind sensor (solar-powered version also available)
- sun, wind and rain sensor

47 standard RAL colours



Over 200 modern FRAME COLOURS

Colour manufacturers make every effort to guarantee colour stability. Despite this, as a result of the ban on the use of heavy metals in powder coatings, it therefore cannot be excluded that colours in general, and Fire Red (RAL 3000) in particular, may fade with time. Colours may differ significantly due to the printing process.

Maximum colour safety: weinor has over 200 different frame colours for you to choose from. You can choose from diverse colours which harmonise with the architecture.

Identical colours – for a perfect match

As weinor does all the powder coating in its own workshop, you can also rest assured that different weinor products come with the same top-class colour tonality and identical gloss level.

Choose from an abundance of high-quality colours:

- 47 standard RAL rack colours, silk gloss
- 9 scratchproof, resistant trend colours with an elegant textured look
- over 150 special RAL colours

RAL 8003
Clay brown

RAL 6012
Black green

RAL 1002
Sandy yellow

RAL 1015
Light ivory

RAL 1003
Signal yellow

9 trend colours

WT 029/80081
Iron glimmer
effect P7

WT 029/80077
Approx.
DB 703 metallic

WT 029/10797
Approx.
RAL 9010

WT 029/90146
Approx.
RAL 9006 metallic

WT 029/71289
Approx.
RAL 7016

WT 029/50704
Approx.
RAL 6009 metallic

WT 029/90147
Approx.
RAL 9007 metallic

WT 029/70786
Sparkling iron
effect

WT 029/60740
Chestnut 04
metallic



weinor – made in germany

Award-winning technology and designs



Timelessly classic or puristically modern – with a weinor product, any outdoor area will become an extension of your living space. Numerous design awards bear testimony to our commitment to provide good designs:

- Red Dot Award 2016 “Best of the Best” for PergoTex II pergola awning
- Red Dot Award 2016 for Semina Life cassette-awning
- BTP Innovation Award (Label d’Or) 2016 for PergoTex II Pergola awning
- BTP Innovation Award 2016 for Sottezza II conservatory awning
- Product of the Year M&T 2016 for PergoTex II pergola awning
- iF product design award 2015 the weinor Livona open awning
- Product of the Year M&T 2015 for Sottezza II conservatory awning
- Focus Open 2014 Silver for Cassita II cassette-awning
- Red Dot Award 2014 for Zenara and Cassita II cassette-awnings and the weinor Livona open awning (honourable mention)
- iF product design award 2014 for Zenara, Opal Design II and Cassita II cassette-awnings
- German Design Award Special Mention 2014 for Zenara and Opal Design II cassette-awnings
- Good Design Award 2013 for Zenara cassette-awnings
- Focus Open 2012 for Zenara cassette-awning
- iF product design award 2011 for Plaza Pro pergola awning
- Red Dot Award 2009 for Terrazza Glasoase® cold roof conservatory
- Red Dot Award 2008 for VertiTex vertical sun protection



Premium quality
made in Germany



Embodying innovation

Innovation plays a central role at weinor: this applies to our products, which set the highest-possible standards with their ultramodern engineering, and every element of our corporate culture alike.


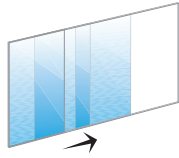
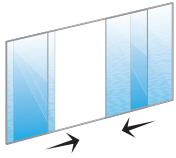
Tried and tested weinor quality

Defined work flows and manufacturing processes ensure that our products always meet the same high levels of quality. Numerous certifications also endorse this.

Ecology and responsibility

weinor is an eco-friendly company. To ensure compliance with high environmental standards, manufacturing processes and materials undergo regular testing by experts.

GLASS SYSTEMS

All glass easy-glide sliding door w17-c		
	 Single system	Lockplate version
		
Design		
47 standard frame colours	●	●
Over 150 other RAL colours	○	○
9 trend colours	●	●
Technology		
Max. width of system	6,600 mm	10,000 mm
Max. height of system	2,600 mm	2,600 mm
Corner version 90°	○	○
Corner version 135°	○**	○**
Number of leaves, maximum	5	10
Opening type	parallel-sliding	
Type of glass (single-pane safety glass)	single-pane safety glass in 6 mm, 8 mm, 10 mm	
Height compensation	standard: 0 mm / – 25 mm	
V2A stainless steel knobs	●	●
Guide rail type	2 to 5 tracks, 50 mm to 110 mm construction depth, recessed into ground or surface mounted	
Operation and locking from the inside	●	●
Accessories		
Gap seals	○	○
Operation from the outside	○	○
Lockcase and hung bolt (lockable from the inside)	○	○
Lockcase and hung bolt (locks from either side)	○	○
Additional lock for active leaf	—	—
Additional standard lock on inactive leaf	○	○
Additional lock (storm securing kit)	—	—
Side frame/compensation profile	—	—
Wall gap sealing profile	○	○
Brush profiles	○	○
Optional height compensation profile	—	—
Heat-soak test	○	○
V4A stainless steel knobs	○	○

* Larger sizes on request

** Customised solution on request

Important:

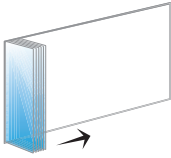
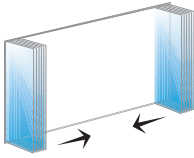
For textile sun protection: creases occur during manufacture and when folding the awning fabrics. This can lead to the areas of the fold appearing darker when seen against the light, particularly with light colours. Folds in the hem, seam and fabric

lengths occur where there are multiple layers of the woven fabric and different rolling thicknesses on the fabric roller. The resulting fabric tension can cause waviness (e.g. honeycomb or fish bone patterns). In principle, these effects occur to varying degrees in

almost all awning fabrics. Creases and folds do not detract from the value and usability of an awning. Awnings and conservatory awnings are sun protection devices which should be retracted when it is raining or windy. Wet fabric creases more easily

Product benefits in detail

● standard ○ option — unavailable

<div> <div> <div>Hanging</div> <div>System</div> </div> <div>User-friendly slide-and-turn partition w26-c</div> </div>		
	Single system	Lockplate version
		
	●	●
	○	○
	●	●
	8,000 mm*	16,000 mm*
	2,400 mm*	2,400 mm*
	○	○
	○	○
	10	20
	opening to inside as standard, opening to outside for additional cost	
	single-pane safety glass in 8 mm, 10 mm	
	standard: without optional: + 4 mm / – 6 mm	
	●	●
	single-track, 50 mm construction depth, recessed into ground or surface mounted	
	●	●
	○	○
	○	○
	○	○
	○	○
	○	○
	—	—
	—	—
	15 mm	15 mm
	—	—
	—	—
	+ 4 mm / – 6 mm (can be permanently set)	
	○	○
	○	○

and as far as possible should only be retracted after drying out (please take care in strong winds and avoid pooling).
Depending on the colour of the ordered frame, we supply all small parts as well as gear handles and

drives for systems with gear drives in black (similar to RAL 9005), white (similar to RAL 9016) or grey (similar to weinor 7319).



Note for patio roofs and Glasoase*:
Ask a qualified conservatory builder about the causes of condensation formation and any cracking sounds which may occasionally be heard and how to avoid them from the planning stage onwards.

weinor



Front cover: **Frame colour** WT 029/80077 | **Pattern** 3-529
Back cover: **Frame colour** WT 029/70786 | **Pattern** 3-716

We reserve the right to make technical changes. For technical reasons, the colours may appear slightly different when printed.



Experience the whole weinor.com world

Your specialist weinor partner will be pleased to advise you: